

# SHIRE OF KOJONUP E-NEWS

Edition 186 – 21 August 2020

## COUNCIL BRIEFS

The Council meeting was held on 18 August with six (6) items on the Agenda.

### 11.1 Local Emergency Management Committee (LEMC) Minutes 27 July 2020

Council received minutes from the Local Emergency Management Committee held 27 July 2020

### 11.2. Subdivision - Lot 85 John Street and Lot 2 Murby Street, Kojonup (WA Planning Commission File 159475)

The WA Planning Commission (WAPC) have referred the proposed subdivision of Lots 85 John Street and Lot 2 Murby Street, Kojonup for comment. Councils decision is as follows:

1. *That Council advise the WA Planning Commission that it supports the proposed subdivision of Lot 85 John Street and Lot 2 Murby Street, Kojonup as shown in WAPC File 159475 on the basis that it complies with the adopted Guided Development Plan for the area and request they place the following conditions on the subdivision approval:*

#### **Building and use conditions**

- B1 All buildings and effluent disposal systems (delete as applicable) having the necessary clearance from the new boundaries as required under the relevant legislation including the Local Planning Scheme, Building Act 2011, and National Construction Code Series/Building Code of Australia (as amended). (Local Government)*

#### **Drainage and site works conditions**

- D4 The land being filled, stabilised, drained and/or graded as required to ensure that: a) lots can accommodate their intended development; and b) finished ground levels at the boundaries of the lot(s) the subject of this approval match or otherwise coordinate with the existing and/ or proposed finished ground levels of the land abutting; and c) stormwater is contained on-site, or appropriately treated and connected to the local drainage system. (Local Government)*
- D7 Suitable arrangements being made for connection of the land to the comprehensive district drainage system at the landowner/applicant's cost. (Local Government)*
- D8 Drainage easements and reserves as may be required by the local government for drainage infrastructure being shown on the diagram or plan of survey (deposited plan) as such, granted free of cost, and vested in that local government under Sections 152 and 167 of the Planning and Development Act 2005. (Local Government)*

#### **Fire and emergency infrastructure conditions**

- F2 A notification, pursuant to Section 165 of the Planning and Development Act 2005, is to be placed on the certificate(s) of title for the balance lots, advising of the existence of a hazard or other factor. Notice of this notification is to be included on the diagram or plan of survey (deposited plan).*

*The notification is to state as follows: 'This land is within a bushfire prone area as designated by an Order made by the Fire and Emergency Services Commissioner and is subject to a Bushfire Management Plan. Additional planning and building requirements may apply to development on this land'.*

*(Western Australian Planning Commission)*

**Transport, roads and access conditions**

- T1 Engineering drawings and specifications are to be submitted, approved, and subdivisional works undertaken in accordance with the approved plan of subdivision, engineering drawings and specifications, to ensure that those lots not fronting an existing road are provided with frontage to a constructed road(s) connected by a constructed road(s) to the local road system and such road(s) are constructed and drained at the landowner/ applicant's cost. As an alternative, and subject to the agreement of the Local Government the Western Australian Planning Commission (WAPC) is prepared to accept the landowner/applicant paying to the local government the cost of such road works as estimated by the local government and the local government providing formal assurance to the WAPC confirming that the works will be completed within a reasonable period as agreed by the WAPC. (Local Government)
- T20 Suitable arrangements being made with the local government for the provision of vehicular crossover(s) to service the lot(s) shown on the approved plan of subdivision. (Local Government)

That Council does not require any public open space to be created. Given the small nature of the subdivision proposal and existing open space facilities already available in Kojonup for the existing and any future residents, it is not considered necessary to request any additional land for open space at this time.

2. That Council adopt the following modification to Instrument of Delegation Plan 001 Development Applications be replacing clause c) to state:

Delegated Power	Conditions
c) To recommend approval to the WA Planning Commission (WAPC) for subdivision or amalgamation proposals and request WAPC apply relevant conditions.	<ol style="list-style-type: none"> <li>1. Only for subdivision proposals creating 2 lots, where the proposal complies with TPS3 Policy and Provisions.</li> <li>2. There is no limit on the size or number of lots under this Delegation for subdivision proposals where the property is covered by an adopted Guided Development Plan and the proposal complies with TPS3 Policy, Provisions and the adopted Guided Development Plan.</li> <li>3. There is no limit on the size or number of lots under this Delegation for amalgamations.</li> </ol>

**12.1. Financial Management – Monthly Statement of Financial Activity (July 2020)**

Council reviewed and noted the financial statements for the month of July.

**12.2. Monthly Payments Listing July 2020**

Council received the list of payments which were made during the month of July under delegated authority as outlined in Regulation 13(1) of the Local Government (Financial Management) Regulations 1996, totalling \$2,287,796.40

### 12.3. Kojonup Saleyards

Council is currently considering options for the future use of the Kojonup Saleyards following an unsatisfactory compliance audit by the Department of Water and Environmental Regulation (DWER). Councillors were of the view that the future of the Saleyards, while viewed as a critical infrastructure, required more information before being able to make a comprehensive assessment. As a result of deliberations, the following decision was reached.

*That:*

1. *An appropriately qualified consultant be engaged to provide a holistic review of the use and operation of the Kojonup saleyards and wash down bay, not exceeding the value of \$10,000 in consultancy fees and to include:
 
  - i. *Shire public liability risk management obligations (as per LGIS report)*
  - ii. *Shire OSH obligations*
  - iii. *DWER licencing obligations*
  - iv. *Current and emerging animal welfare standards*
  - v. *Alternative sale options for current users*
  - vi. *Alternative uses for the existing site*
  - vii. *Alternative location for the saleyards and wash down bay/provision of saleyards in Kojonup;**
2. *The Saleyards Reserve be used to undertake the holistic review of the use and operation of the Kojonup saleyards and wash down bay; and*
3. *The CEO implement administrative checklists, signage and inspections as required by DWER licencing requirements.*

### 14.1. Bush Fire Communications

Council was requested to consider the outcomes of a review into the coverage of the Western Australian Emergency Radio Network (WAERN) in the Shire of Kojonup with reference to previous Council resolutions regarding Bush Fire Communications. The outcome is repeated below.

*That, in accordance with Council motion 126/19 whereby the Council deferred a decision on the Communications Tower replacement until certain actions were undertaken, the following be resolved:*

1. *The report from the Department of Fire & Emergency Services titled 'Kojonup WAERN Coverage Review - May 2020' be received;*
2. *The CEO be authorised to engage with the Department of Fire and Emergency Services (DFES) or others on the type of tower needed and the cost of the structure for Jingalup site located on Jingalup Road and Balgurup Road;*
3. *The communications on the tower include provision for:
 
  - i. *The Shire's Mid-Band radio network;*
  - ii. *The WA Emergency Radio Network;*
  - iii. *The Shire's Works and Services department radio network;*
  - iv. *CB radio;*
  - v. *Community FM Radio; and*
  - vi. *Internet;**
4. *The CEO try to secure more funding for constructions of the tower and not just transferring WAERN to the new tower from DFES; and*
5. *The tower at the Jingalup site to be installed and operational by October 2021 if possible.*



Shire President  
*John Benn*

Chief Executive Officer  
*Rick Mitchell-Collins*

## SPRINGHAVEN

Hello from Springhaven Lodge.

How great has this weather been! The veggie patch at Springhaven is blooming.

Over the past month Alex and I have had the privilege of taking a handful of residents at a time to go out for a drive, staying in the car but looking at the lustrous crops and plentiful lambs, and just touring around Kojonup.

Residents have been restricted in outings and visitors for a while now due to COVID, so these outings have been a real treat.

Springhaven celebrated Christmas in July with a feast shared between Residents and staff and have also had a number of other fun, themed days.

Families and Friends are reminded that visiting hours; 10:30am to 11:30am or 2.00pm to 3.00pm Monday to Sunday. Please call ahead to make a booking to ensure staff can have your loved one ready when you arrive.

Thank you kindly.  
Aleigha



---

## THE KODJA PLACE

### What Our Visitors are Saying . . .

*'A wonderful collection of stories brought alive by Jack.  
Thank you'*  
R Potts, Perth

*'Very interesting! Good Tour Guide'*  
M & K Howe, Hugh Wycombe


*'Wonderful tour by Jack'*  
L Napier & Boys

*'Great Shop, Kodja Place and Beautiful town.  
My mother's ancestry and country'*  
Nakita, Daniel & Isabella, Clarkson



## Bush Books

Are you wanting to learn about wildflowers and Orchids? With spring just around the corner these pocket sized books are perfect to take with you on bush walks. Bush Books are a series of field guides to help you learn about and discover WA's unique plants, animals and special features, region by region. Come into the Kodja Place and Kojonup Visitor Centre and have a look at the variety of Bush Books that are available.



## CORPORATE AND COMMUNITY SERVICES

Did you know that you can now pay your rates online?

From the comfort of your own home, rates payments can now be completed on line using the Biller Code and reference number indicated on your rates notice, via:

[kojonup.wa.gov.au/services/rates-information/rates-payment.aspx](http://kojonup.wa.gov.au/services/rates-information/rates-payment.aspx)



Also, for transport payments such as licencing, please visit, [transport.wa.gov.au/dotdirect/dotdirect.asp](http://transport.wa.gov.au/dotdirect/dotdirect.asp)


# Practical Driving Assessments

**- Bookings are filling fast -**

The next practical driving Assessor will be visiting Kojonup on **Friday, 18 September 2020** however, there is only a small number of vacancies available. Contact the Shire Administration Office to book your place 98312400.



# What's New in our Library?



*This is my choice this month...The reason I chose this book is because, I have always travelled through this area to visit my family in Ravensthorpe. I can see the land, the trees but it has a feeling of being haunted. This is a brutal, but powerful story, told by **Master Storyteller Kim Scott** that should never be forgotten.....*

**Taboo** takes place in the present day, in the rural South-West of Western Australia, and tells the story of a group of Noongar people who revisit, for the first time in many decades, a taboo place: the site of a massacre that followed the assassination, by these Noongar's descendants, of a white man who had stolen a black woman. They come at the invitation of Dan Horton, the elderly owner of the farm on which the massacres unfolded. He hopes that by hosting the group he will satisfy his wife's dying wishes and cleanse some moral stain from the ground on which he and his family have lived for generations.


But the sins of the past will not be so easily expunged.

We walk with the ragtag group through this taboo country and note in them glimmers of re-connection with language, lore, country. We learn alongside them how countless generations of Noongar may have lived in ideal rapport with the land. This is a novel of survival and renewal, as much as destruction; and, ultimately, of hope as much as despair.


You can get a copy of this either in print or as an eResource

<https://kojonup.spydus.com/> for access to our whole catalogue, including eResources.

## What else is new?





**Secrets of small gardens:** Featuring 20 gardens that showcase inspiring solutions to landscaping limited spaces to maximum effect, this book displays elegant structured gardens, whimsical retreats, verandahs and balconies, to potagers brimming with edibles and subtropical hideaways. With more than 300 photographs that capture the essence of the gardens, landscaping features and plants used, this is a book that is both inspiring and practical. From a 1960's gem designed by famous architect Sir Miles Warren for his inner city apartment and office, to a new rooftop garden and another planted only with edibles, this book shows a diversity of responses to spatial constraints. Many gardens have water features, most don't have lawns and a couple of gardeners have created little havens on the berms outside their homes. Extended captions, pull-out boxes and bullet-point solutions with lots of tips and plant suggestions from each gardener conveys information in an accessible manner.



**Bad Guys. Episode 11, Dawn of the underlord:** They may look like Bad Guys, but these wannabe heroes are doing good deeds... whether you like it or not! This *New York Times* bestselling illustrated series is perfect for fans of Dog Man and Captain Underpants, the Bad Guys - sorry, Shadow Squad-G - have finally saved the world from butt-handed evil. And now it's time to celebrate! But when one member of the team makes a shocking discovery, the party might be over sooner than everyone thinks...

**Ghost Species:** An exquisitely beautiful and deeply affecting exploration of connection and loss in an age of planetary trauma. When scientist Kate Larkin joins a secretive project to re-engineer the climate by resurrecting extinct species, she becomes enmeshed in another, even more clandestine program to recreate our long-lost relatives, the Neanderthals. But when the first of the children, a girl called Eve, is born, Kate finds herself torn between her duties as a scientist and her urge to protect their time-lost creation. For as Eve grows to adulthood she and Kate must face the question of who and what she is. Is she natural or artificial? Human or non-human? And perhaps most importantly, as civilisation unravels around them, is Eve the ghost species, or are we?



**Bottlebrush Creek:** Between managing a bustling beauty salon, hectic volunteer commitments and the lion's share of parenting two-year-old Claudia, Angie McIntyre barely has time to turn around. And with each passing month, she feels her relationship with fly-in, fly-out boyfriend Rob Jones slipping through her fingers.

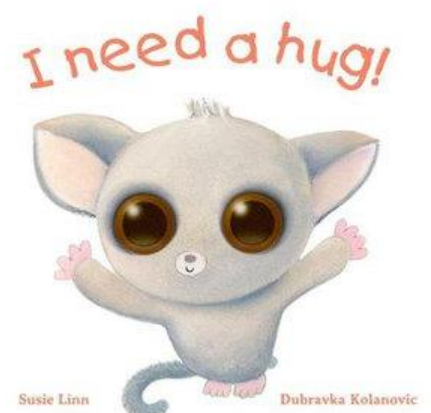
When Rob faces retrenchment, and the most fabulous fixer-upper comes onto the market, Angie knows this derelict weatherboard cottage will be the perfect project to draw their little family together. There's just one catch: the 200-acre property is right next door to Rob's parents in south-west Victoria. It doesn't take long for rising tensions to set a wedge between the hard-working couple. Angie and Rob have to find out the hard way whether their grand design will draw them closer together or be the very thing that tears them apart.

**I need a hug:** Its morning at the zoo and the animals are getting up. All except for Boo the bushbaby, who is getting ready for bed.

But where is Mummy?

And more importantly, where is her special bedtime hug?

See all the beautiful hugs that are given to Boo, but they just aren't quite right ....until



# Early Years Activities

## Sensory Play Ideas for Kids....you can do!

Giving kids the freedom to be messy is not only good fun, it can help develop their hand-eye coordination and basic motor skills, too. Toddlers especially take great pleasure from exploring tactile objects – anything involving bright colours, unusual textures and satisfying sounds is bound to be a hit! These projects for sensory play are all easy to prepare, budget-friendly and use everyday items that you're likely to already have at home. They're all child-safe, although adult supervision during play is always recommended.

### Colourful Spaghetti Worms



Cook a batch of spaghetti, then divide it between bowls and add different food colouring to each one. Mix well, and soon you'll have a whole rainbow of squidy 'worms' for toddlers to play with.

### Bubbles

Mix one part washing-up liquid with six parts water to make your own homemade bubble mixture. If you don't have store-bought wands, have fun finding your own versions. Can the children make their bubbles using a biscuit cutter, paperclip or colander?



### Bubble Mixture:

**Makes: 350ml Prep: 5 minutes**

- 50ml washing-up liquid (1 part)
  - 300ml water (6 parts)
1. Measure the washing-up liquid into a container, such as a jam jar or glass bottle.
  2. Slowly add in the water, being careful not to create too many bubbles at this stage. Gently stir the mixture together to combine – a chopstick is perfect!
  3. If you can, let the bubble mixture rest before using it, as it will make your bubbles even better.
  4. When you are ready, dip your bubble wand into the mixture and start blowing bubbles!!

### Homemade bubble wands:

If you don't have a wand from a store-bought tube of bubbles, don't despair! You can have fun by looking for different items around the house that can be used to make bubbles. Here are some ideas to get you started:

- Paperclips – bend them into wands or use as they are
- Straws
- Biscuit cutters
- Pipe cleaners
- Fly swatters
- What else maybe in your utensil drawer??



# Play in the Park - Save the date!

Play in the Park with Libby & Alice.

When: 26 August 2020

Where: Kojonup (APEX) Park:

Time: 9.30am-11.30am

August 2020						
MON	TUE	WED	THU	FRI	SAT	SUN
					1	2
3	4	5	6	7	8	9
10	11	12	13	14	15	16
17	18	19	20	21	22	23
24	25	26 Play in the Park ✓	27	28	29	30
31						

## Calling for Expressions of Interest

Looking for interested women who have recently had a child, is expecting a child, or have had children that would like to be part of an awareness campaign for PANDA this year in Kojonup. PANDA (Perinatal, Anxiety, and Depression Australia) is about raising awareness and offering support for new and expecting mothers in regard to their mental health. Let's face it raising a child is not easy, especially during a pandemic. The theme this year is "Tell someone who cares". This year more than ever the challenges are real, but there is help and support available. By being involved in PANDA week you can help raise awareness either for yourself, others or both. Come and get involved and be part of a worthwhile campaign. We welcome anyone who would like to be on board. Please contact Elaine on [cdo@kojonup.wa.gov.au](mailto:cdo@kojonup.wa.gov.au) or phone 98312411.



## Tidy Towns Update

We have had our second meeting which was very positive and exciting for the future. This year although it is a "tidy towns" initiative, we will not be focusing on the tidiness of the town, rather categories such as:

- Environmental sustainability including water and energy management
- Community action and wellbeing
- Litter prevention and waste management
- Heritage and culture
- Environmental education
- Young legends



With the small time frame this year it is practical for us to focus on what we have already achieved. Next year we will be looking at general appearance and cleaning up of main areas. We will be looking for like-minded volunteers to assist so please consider if this is something you would like to contribute to. Our next meeting is on Thursday 27 August at the new St Boniface Lawrence Care building, feel free to come along if you would like to be involved.

## WORKS AND SERVICES




The Shire Depot took delivery of the new Hino Spray Truck on 22 July 2020

## Water Leaks.

In 2016 the Shire of Kojonup were endorsed as a Waterwise Council by Watercorporation.

We submitted a Water Efficiency Action Plan which is updated annually and some of the efficiencies we have undertaken are:

- Water audits have been undertaken on parks and shire buildings and the recommendations achieved.
- All new shire buildings use minimum WELS (Water Efficiency Labelling Standard) 4 star rated plumbing fixtures.
- The swimming pool is endorsed as Waterwise.
- All the Horticulture staff have completed Water Efficient Landscaping and Irrigation Training.



## How to Detect a Leak

It is easy to spot a leak with the leak detection tool, all it takes is 15 minutes. Simply follow the steps below.

1. Turn off all taps and water using appliances.
2. Find your water meter which is usually in your front garden close to the verge.
3. Write down the 3 red numbers on your meter in this instance 678.
4. Wait 15 minutes and if there is a leak the water meter will move.
5. Return to your meter and read the red numbers again.
6. If the numbers have moved, you have a leak. If they have not, great news no leaks.



## I Have A Leak So How Do I Find It?

If your leak test showed that you have a leak, then you need to investigate where the leak is located.

### Inside your home

- Look in the kitchen, bathroom/s and laundry for dripping taps or leaking washing machine and dishwasher connections.
- Damp patches on the walls may also indicate a leak.
- You can check your toilet cistern for leaks by placing a few drops of food colouring in the tank. Without flushing it, look for colouring in the toilet bowl. If it is getting through, then you have a leak.

### Outside your home

- Look in your outdoor garden for dripping taps or hoses, and check irrigation systems (including sprinklers).
- Other items to check include automatic solenoids, manual isolation valves and exposed pipe work.
- Hot water systems and air conditioning units can sometimes leak, so make sure you check them for leaks.
- Damp and unstable brick paving and garden areas that may be moist and greener than expected can be a sign of leak.

### Irrigation Systems

- Irrigation systems often use the most water in a household and leaks in these systems can be costly.
- Regularly test your garden irrigation system for leaks.
- Try to be home when your irrigation system is scheduled to run so that you can detect a leak.

### How Do I Fix A Leak?

Call a plumber as all plumbing work carried out in WA must be completed by a licensed plumber or tradesperson working under the direction of a licensed plumber.



## DEVELOPMENT SERVICES

Spring is just around the corner and with the COVID-19 restrictions easing, you may be considering more outdoor activities including parties.

The *Environmental Protection (Noise) Regulations 1997* stipulate the permitted noise levels that can be experienced at another property. During the evening, if noise can be heard at your property boundary, it is probably exceeding the permitted noise levels. The bass component of amplified music can be particularly disturbing, with this type of noise travelling further than other music noise. It is an offence to create noise that occurs at a frequency, time of day or duration that unreasonably affects the health and amenity of surrounding residents.

If you are planning a party, please follow these guidelines to maintain good relations with your neighbours:

- Let your neighbours know in advance that you are having a party and provide them with your number to call if they find the noise too loud
- Turn the music down at 10pm and off at midnight
- Monitor the noise at the boundary during the party and try limit amplified music to inside
- Ask everyone to move inside the house after midnight
- Leave the clean up until the morning so the sound doesn't disturb neighbours
- Ask your guests to leave quietly and say your goodbyes inside.

The Shire of Kojonup is not available to respond to noisy parties or manage behavioural problems associated with private parties. Under the *Environmental Protection Act 1986* WA Police have the power to issue fines, notices or seize property in response to noise complaints.

To make a complaint about a party, please call Police on 131 444.





## Expression of Interest

The lighting at the Kojonup Airstrip has undergone significant upgrades over the past 12 months and we now have a significant number of old L.E.D's that need to be disposed of. Are they of any use to you? If so, submit an expression of interest to [council@kojonup.wa.gov.au](mailto:council@kojonup.wa.gov.au)

## LANDCARE

### Friends of Myrtle Benn and Community Bush Protection Working Bee - Orchid Valley School Site

Join the Friends of Myrtle Benn group for a lovely walk through the bush spotting weeds, no experience necessary!

**When?** From 8:30am Wednesday, 2 September 2020

Bring: hand saw, old tin/plastic container and paint brush and gloves.

**Who?** Community minded people who want to get a bit of exercise and fresh air whilst doing something positive for the environment and a special invitation to residents of Orchid Valley or if you have a special connection to the area.



## Kojonup District High School doing their bit for National Tree Day

Students from Mrs Bignell's Year 6 class planted 1000 seedlings along the Old Rubbish Tip Rd, revegetating a bare weedy patch of reserve.

In 2019 the Shire and Friends of Myrtle Benn Group identified the need to revegetate the strip of land after attempts to keep the weeds at bay were failing. At its December meeting in 2019, Council set aside funds to revegetate the area.

Considerable site preparation was completed by the Shire's Works Crews as the area was covered in broken glass and metal rubbish. Clean topsoil was bought in to cover the area, making it safe for students to plant the seedlings.

Students enjoyed the morning planting, with lots of laughs and muddy boots. Thanks to Mr Holland and Mrs Bignell from KDHS for organising the event from the school end.



Ashlyn Evans and Pippa Radford



Tamati Potaka and Colby Wallam



Year 6 KDHS class.

## Stop the GREEN CANCER now!

Flinders Range Wattle (*Acacia iteaphylla*) it is one of several Australian wattles that are known as the "green cancer" for their invasive nature. The Shire of Kojonup's Natural Resource Management Advisory Committee and Friends of Myrtle Benn Group have been raising awareness about this weed and encourages members of the public to remove the trees if they are on their property.

While there is no obligation under legislation to remove these trees, it is important to be aware of their invasive nature and quickly control any new seedlings that might appear on your property.

### FLINDERS RANGE WATTLE



**Origin** - This natural distribution of this species is restricted to some parts of southern South Australia. It occurs naturally in the Flinders Ranges, across to the Gawler Ranges, and on the Eyre Peninsula.

**Cultivation** - Flinders Range wattle (*Acacia iteaphylla*) has been widely cultivated in the southern parts of Australia. It is still popular as an ornamental species, with many forms being cultivated. Some of these have very pendulous branchlets, while others are more upright in nature.

**Habitat** - In its natural environment, in semi-arid and temperate South Australia, Flinders Range wattle (*Acacia iteaphylla*) grows mainly among rocky outcrops on hillsides or along rocky creeks in valleys. In Western Australia it grows mainly in Jarrah woodlands on sandy soils.

**Habit** - A bushy, spreading, shrub or small upright (i.e. erect) tree growing 2-5 m tall.

#### Distinguishing Features

- a large shrub or small tree with alternately arranged simple 'leaves'.
- its long and narrow, silvery, bluish-green 'leaves' have a single prominent vein running lengthwise.
- its yellow or pale yellow flowers are arranged into small globular clusters that are borne in short compound clusters in the 'leaf' forks.
- young flowering branches are initially enclosed in several overlapping brown-tipped bracts.
- its elongated and flattened pods (5-13 cm long and 6-12 mm wide) are slightly constricted between each of the seeds.



### Reproduction and Dispersal

Flinders Range wattle (*Acacia iteaphylla*) produces numerous hard seeds that are probably long-lived like those of other acacias. These seeds are probably spread by animals (e.g. birds and ants). They may also be dispersed in dumped garden waste and contaminated soil.

### Control Methods

Wattles are best controlled as seedling when they are easy to lever and hand pull or over-spray with a 10% solution of glyphosate. Mature, larger plants are controlled by felling the tree then painting the freshly cut stump with a solution of 50% glyphosate to prevent suckering and regrowth of the plant. Alternatively trees can be poisoned and killed without felling by injecting them with a 50% glyphosate solution or by painting the bark around the base of the tree with a 250ml mix of Access<sup>®</sup> in 15L of diesel. Trees are most effectively controlled using herbicides between March and August. It is important that felled trees and branches are removed as they can reproduce vegetatively by developing roots where the plant meets the soil.

### Management Calendar

Calendar Type	Jan	Feb	Mar	Apr	May	Jun	Jul	Aug	Sep	Oct	Nov	Dec	Comments
Flowering		O	Y	Y	Y	Y	Y	Y	Y	O			
Fruiting							Y	Y	Y	Y	Y	Y	
Optimum Treatment			Y	Y	Y	Y	Y						

**Legend:** Y = Yes, regularly, O = Occasionally, U = Uncertain, referred by others but not confirmed.



THERE'S CASH IN YOUR CONTAINERS!



Whether you're keen to earn a bit of extra cash, raise money for your local sports club or even donate to your favourite charity, from 1 October 2020, you can start earning 10-cents for every eligible drink container collected for the Containers for Change program. Eligible containers include most aluminium, glass, plastic, steel and liquid paperboard beverage containers which are typically consumed outside the home. The introduction of container deposits schemes in other states have resulted in a dramatic reduction in litter and a huge increase in recycling rates.



**How it works:**

Check out this quick video to learn how you can get the most out of Containers for Change. Visit <https://bit.ly/30P6GYy>